

# TORTURE TACTIC DEMONSTRATION

(Preview Version)



*photo from [www.btselem.org](http://www.btselem.org)*

The final version of this "action blueprint" will be a part of a forthcoming module in the **Palestine Freedom Project's** Palestine Activism Handbook series. See [www.pfproject.org](http://www.pfproject.org) for details.

## OBJECTIVES:

- Raise awareness of torture tactics employed by the Israeli military against Palestinians.

## DURATION:

- 1-2 hours













## SETTING:

- Areas of high pedestrian traffic with enough free space to set up all three torture stations

## PERSONNEL:





- 5-10 alternating participants in the role(s) of Palestinian detainee/torture victims
- 1-2 participants disseminating educational literature pertinent to action

## MATERIALS

One or more chairs		Plastic insects	
Stool or small table for Station 1		Adhesive to attach insects	
Small floodlights, battery or solar-powered if possible to avoid need for generator (optional)		Handcuffs (real or toy), plastic wrist restraints (zip ties) or shoelaces.	
Boom box – primary for visual effect. Does not necessarily need to be activated. Battery powered if possible. If activated, use harsh, abrasive music.		Burlap sacks, paper bags, or pillowcases to cover heads of detainees. Must be opaque yet breathable with small respiration holes.	
Small generator if needed		Water for participants	
Literature describing Israeli torture practices in Palestine		Signage explaining tactics and their effects	

## IMPLEMENTATION:

The torture exhibition comprises three stations depicting dramatic interpretations of common Israeli torture tactics:

<b><u>Station 1: Sleep Deprivation</u></b>	<b><u>Station 2: Painful Positioning</u></b>	<b><u>Station 3: Beatings and Abuse</u></b>
<p>One person sits wrapped in a sheet and covering his/her ears to shut out the “blaring music”, with flood lights and boom box placed nearby. Posters explaining tactic are prominently displayed. Experiment with different arrangements of all elements to maximize visual impact.</p>	<p>Torture victims are often made to remain in this “banana method” position for 30 minutes. Slight modifications may be made as well as frequent rotation by action participants who may opt for 5 minute “shifts”. Signage around this station is key for contextualizing contorted activists.</p>	<p>Three participants with kneel with burlap bags covering their heads, hands tied behind their backs. IDF soldiers frequently dump garbage and feces in these bags prior to “hooding” the detainees, often placing detainees in the hot sun to increase the effect.</p>
 <p><i>Image from www.btselem.org</i></p>	 <p><i>Image from www.electronicintifada.net</i></p>	 <p><i>Image from www.pbs.org</i></p>  <p><i>Image from www.clearwisdom.net</i></p>

## PROMOTION

- Interest areas (in addition to usual): law, criminal justice, immigrant rights, mainstream political issues

## TIE-INS

- June is Torture Awareness Month, and June 26 is the United Nations International Day in Support of Victims of Torture, imbuing this action with increased symbolic value and bolstering solidarity with torture/detainee victims throughout the world if staged during this time.
- Direct tie-in to political prisoner (Guantanamo, Abu Ghraib, secret CIA prisons) and anti-war issues
- Linkages to South African apartheid practices
- Link to mock checkpoint action

## RESOURCES

### ***Background on Israeli torture tactics:***

#### **Human Rights Watch**

<http://www.hrw.org/worldreport99/mideast/israel.html>

#### **B'Tselem**

<http://www.btselem.org/english/Torture/Index.asp>

#### **Addameer**

<http://www.addameer.org/detention/torture.html>

#### **Public Committee Against Torture in Israel**

<http://www.stoptorture.org.il/eng/>